

Chemeketa Safety Data Sheets (SDS)

Access and Retrieval Guide

Reminder: if this is an emergency, please dial 911 or contact poison control immediately.

[OHSU Poison Center](#) 1-800-222-1222

Purpose: This document is a guide to accessing and maintaining [VectorSolutions](#), Chemeketa's SDS Management System for immediate 24/7 access to Chemeketa's SDS library.

Table of Contents

SDS Primary Access Methods	1
The 30-Second Search Procedure	1
Step-by-Step Guide to:	2
Viewing Chemeketa SDS sheets	2
Add/Upload SDS sheets:	8
Adding existing SDS to a location file.	8
Printing SDS sheets	11
How to Print QR code for Location/Department SDS portal	12
Create QR Code Image	14
Chemeketa SDS Library Portal (all SDS)	14
Location Department - unit all SDS QR Code	15
Important information	17
Troubleshooting	17

SDS Primary Access Methods

Primary access methods to the SDS library for Chemeketa Community College, including outreach centers, are listed in the table below. Choose the access method from the table to retrieve or load the Chemeketa SDS.

Access Method	Where to Go	How to Use
1. Desktop/Tablet	VectorSolutions https://chemeketa-or.newlook.safecollegesds.com	The main screen provides a central search bar.
2. QR Code Posters	Near Chemical Storage Areas	Use your device to scan the poster to go to the SDS files for that location.
3. Emergency/Backup	Physical Binders: Location is department-specific; contact the supervisor or EHS for further assistance.	Use the tabs in the binder to quickly locate the SDS.
4. Contact EH&S	Email safetysaves@chemeketa.edu , email EH&S Coordinator Rosalee.Clanton@chemeketa.edu , or call 503-399-2315.	Email or call.

The 30-Second Search Procedure

Follow the steps in the table below to quickly search for and retrieve SDS.

Step	Action	Key Tip for Success
STEP 1: Identify	Refer to the chemical container label and confirm the exact product name.	<u>Always</u> use the full, official product name as it appears on the label.
STEP 2: Search	Type the product name or manufacturer into the search bar in the VectorSolutions platform.	Start with the most unique word in the product name (Example: search for "Citrus Degreaser" instead of "ABC Citrus Degreaser 5000").
STEP 3: Verify	Crucially, verify Section 16 (Other Information). Look for the SDS Revision Date.	Ensure this date matches or is newer than the date on the label or is the most current version.
STEP 4: Respond	Go to the critical sections for action: Section 4 (First Aid) or Section 8 (PPE/Controls).	In an emergency, do not read the whole document; go straight to the section you need!

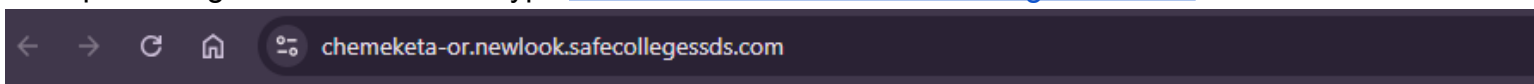
Step-by-Step Guide to: Viewing Chemeketa SDS sheets

Step 1: Navigate to Chemeketa's SDS cloud storage. Click here [Vector Solutions](#)

****Tip**** After you click the link above, bookmark it for future use. [Click here for bookmarking information.](#)

You can also type <https://chemeketa-or.newlook.safecollegessds.com/> into the browser search bar and press Enter to access the SDS for Chemeketa.

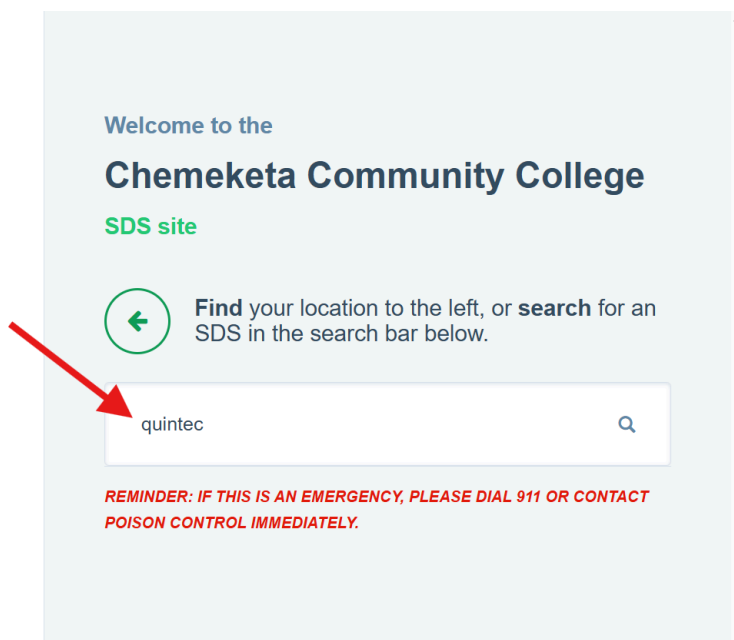
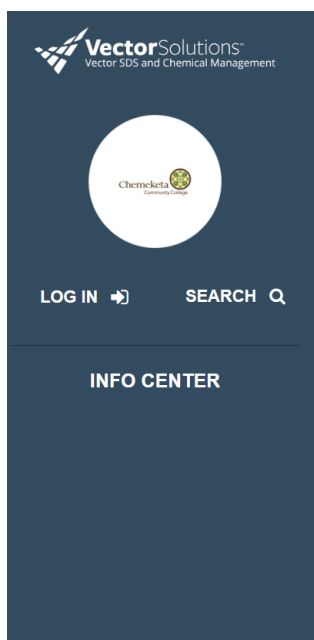
Example: Using the browser bar to type chemeketa-or.newlook.safecollegessds.com for SDS access.



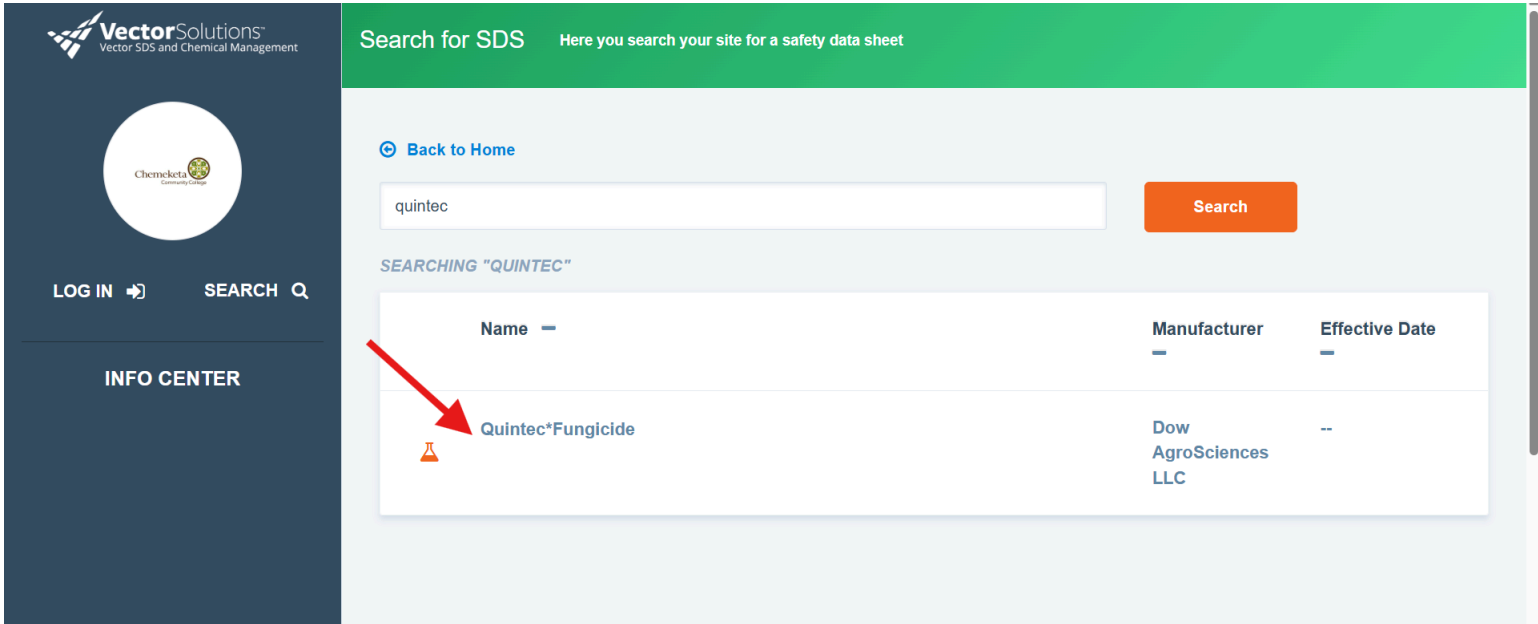
Step 2:

There are two methods to view SDS. Below are examples of both methods.

- 1. Method #1 - Product Search: Quickest method!** This method is best when a **specific product SDS is desired**. Can be used in emergency situations! Type the name of the product into the search bar and press Enter. For this example, the product typed in the search bar is *Quintec*.



All products matching the typed product name are displayed. In the example below, only one product matching Quintec is displayed. Click on the product name to display SDS.




Vector Solutions
 Vector SDS and Chemical Management

Search for SDS Here you search your site for a safety data sheet

[Back to Home](#)

quintec Search

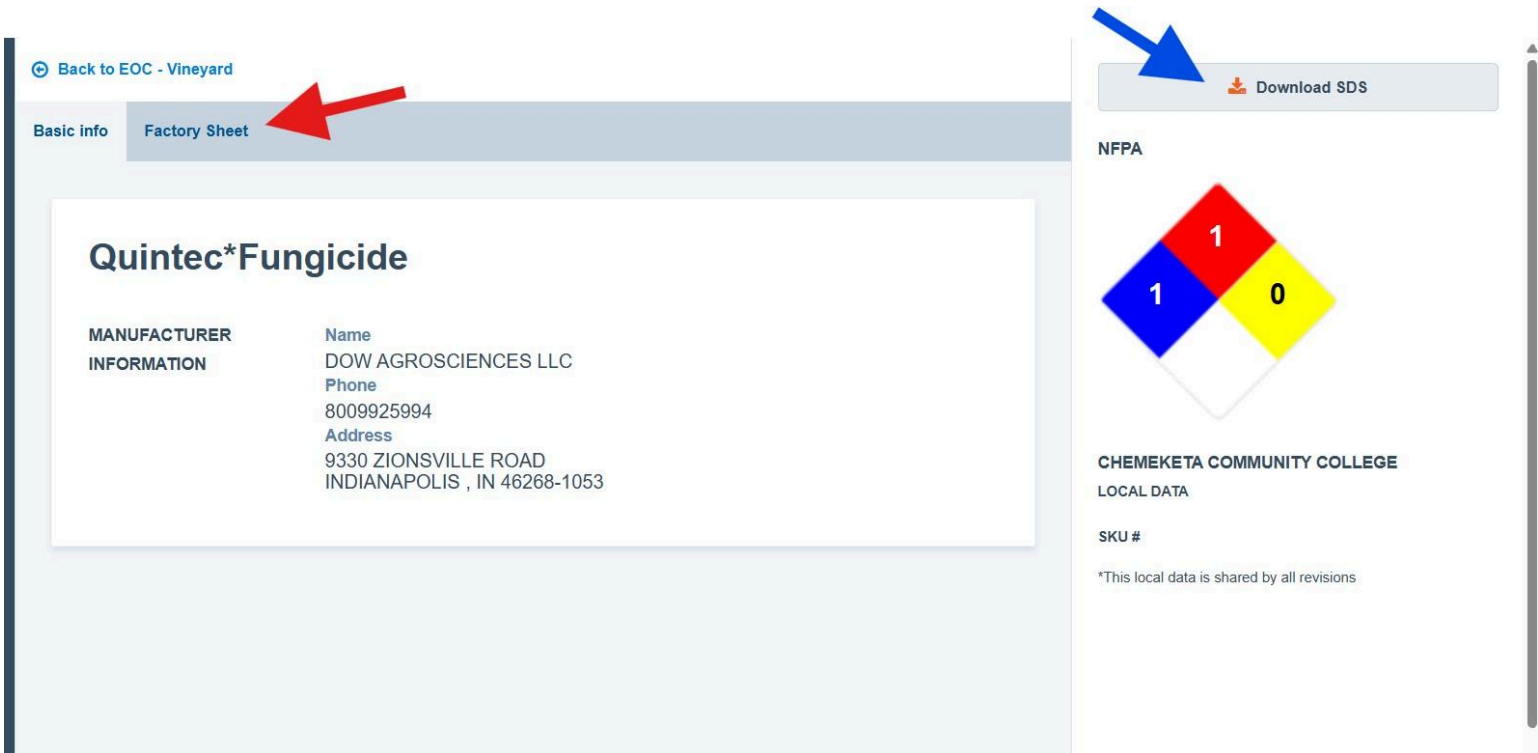
SEARCHING "QUINTEC"

Name	Manufacturer	Effective Date
 Quintec*Fungicide	Dow AgroSciences LLC	--

LOG IN [➔](#) SEARCH [Q](#)

INFO CENTER

After clicking the product name (as shown above), the SDS file opens in the default view, displaying basic information (as shown in the example below). The red arrow points to the factory sheet view, and the blue arrow points to where the sheet can be downloaded.



[Back to EOC - Vineyard](#)

Basic info **Factory Sheet**


Quintec*Fungicide

MANUFACTURER INFORMATION

Name
 DOW AGROSCIENCES LLC
 Phone
 8009925994
 Address
 9330 ZIONSVILLE ROAD
 INDIANAPOLIS , IN 46268-1053

Download SDS

NFPA

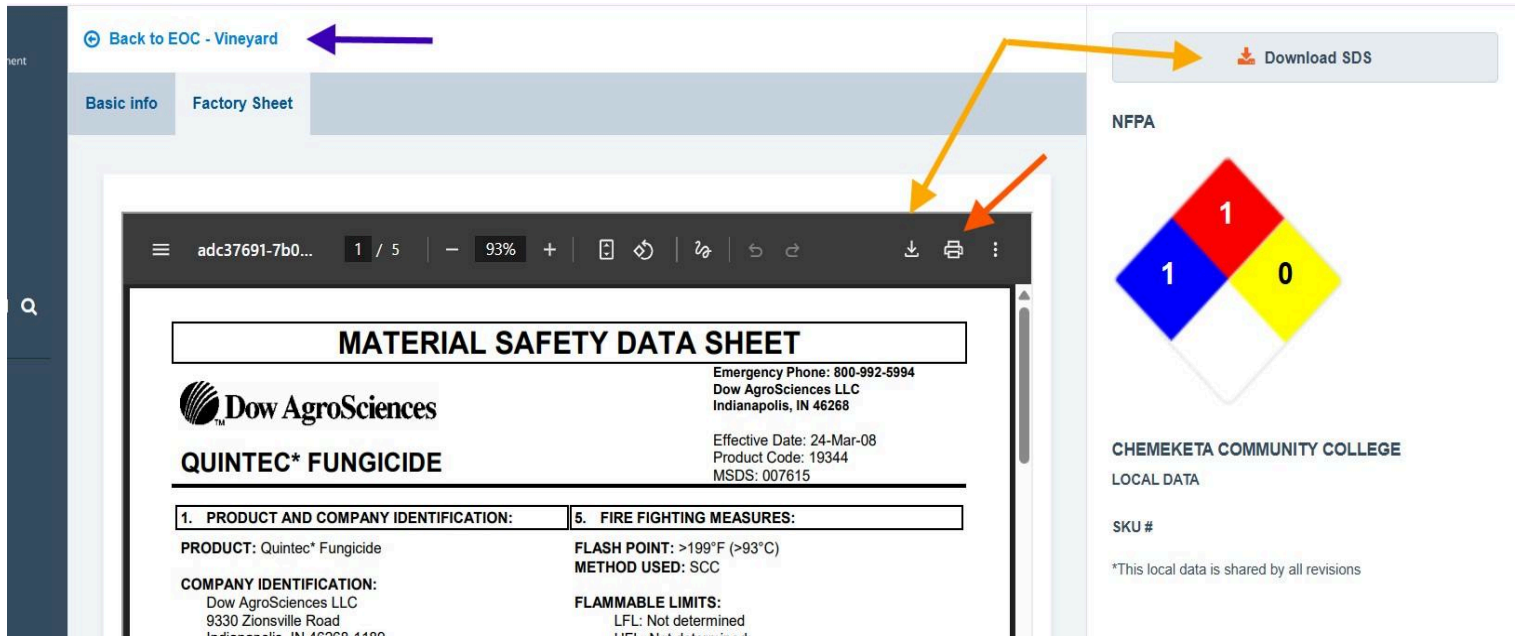


CHEMEKETA COMMUNITY COLLEGE
 LOCAL DATA

SKU #

*This local data is shared by all revisions

In the factory sheet view, you can download the file (Yellow Arrows), print the sheet (Orange Arrow), and return to the Chemeketa location with all that location/dept SDS.



[Back to EOC - Vineyard](#)

Basic info | **Factory Sheet**

Download SDS

NFPA

1 1 0

CHEMEKETA COMMUNITY COLLEGE
 LOCAL DATA

SKU #

*This local data is shared by all revisions

MATERIAL SAFETY DATA SHEET

Dow AgroSciences

Emergency Phone: 800-992-5994
 Dow AgroSciences LLC
 Indianapolis, IN 46268

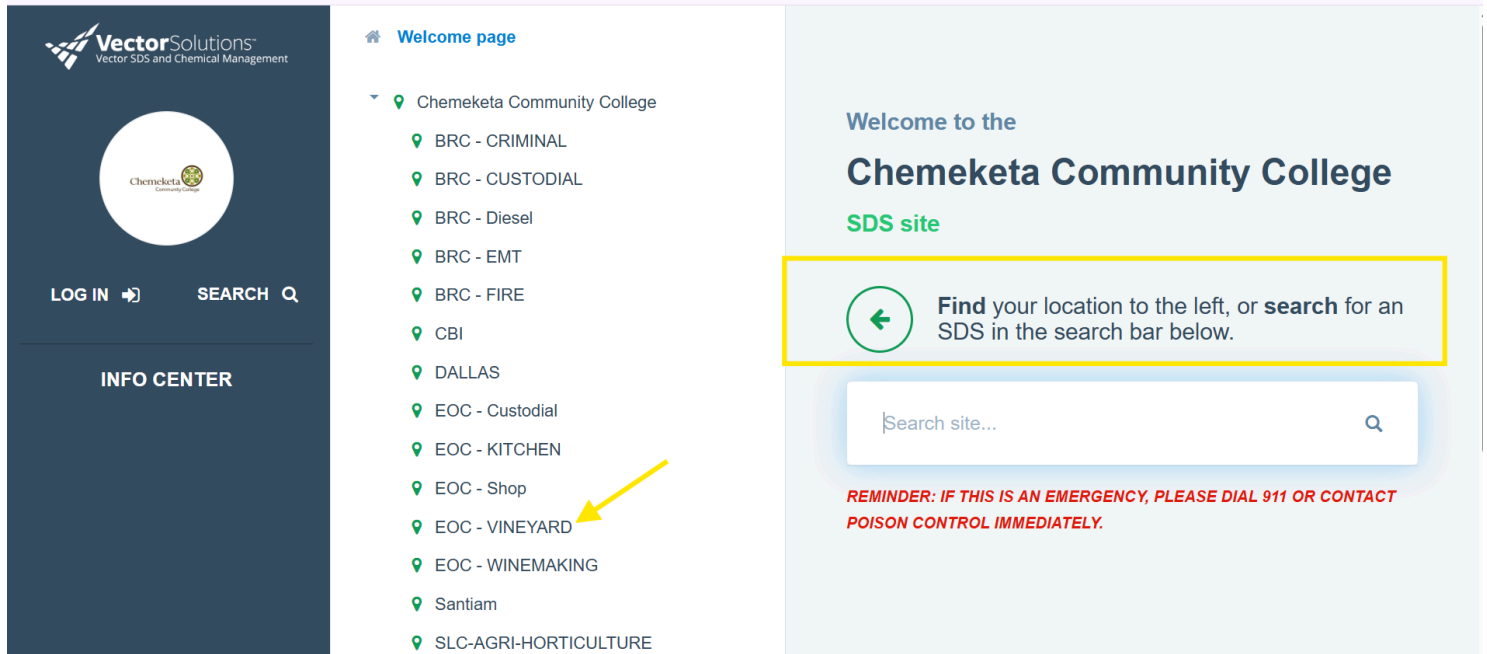
Effective Date: 24-Mar-08
 Product Code: 19344
 MSDS: 007615

QUINTEC* FUNGICIDE

1. PRODUCT AND COMPANY IDENTIFICATION:	5. FIRE FIGHTING MEASURES:
PRODUCT: Quintec* Fungicide COMPANY IDENTIFICATION: Dow AgroSciences LLC 9330 Zionsville Road Indianapolis, IN 46268-1198	FLASH POINT: >199°F (>93°C) METHOD USED: SCC FLAMMABLE LIMITS: LFL: Not determined UEL: Not determined

2. Method 2 - Location Search: on the left side of the screen, to view the location library.

Example: Location Search for SDS. The example below is for the Eola (EOC) Vineyard location.



Vector Solutions
 Vector SDS and Chemical Management

Chemeketa Community College

LOG IN → SEARCH 🔍

INFO CENTER

Welcome page

- Chemeketa Community College
 - BRC - CRIMINAL
 - BRC - CUSTODIAL
 - BRC - Diesel
 - BRC - EMT
 - BRC - FIRE
 - CBI
 - DALLAS
 - EOC - Custodial
 - EOC - KITCHEN
 - EOC - Shop
 - EOC - VINEYARD**
 - EOC - WINEMAKING
 - Santiam
 - SLC-AGRI-HORTICULTURE

Welcome to the
Chemeketa Community College
 SDS site

Find your location to the left, or search for an SDS in the search bar below.

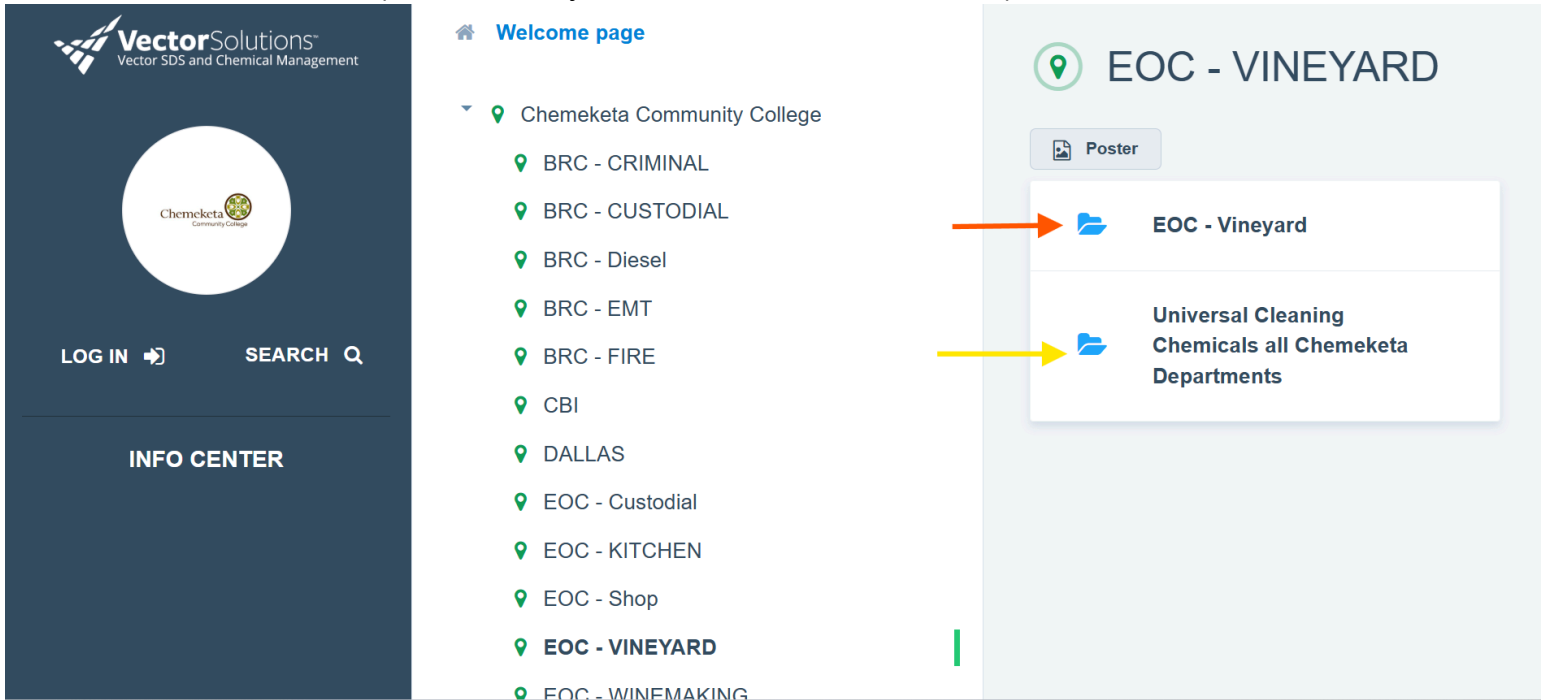
Search site...

REMINDER: IF THIS IS AN EMERGENCY, PLEASE DIAL 911 OR CONTACT POISON CONTROL IMMEDIATELY.

After selecting the desired Chemeketa location (example above), the SDS library for that location will be displayed on the right side of the screen.

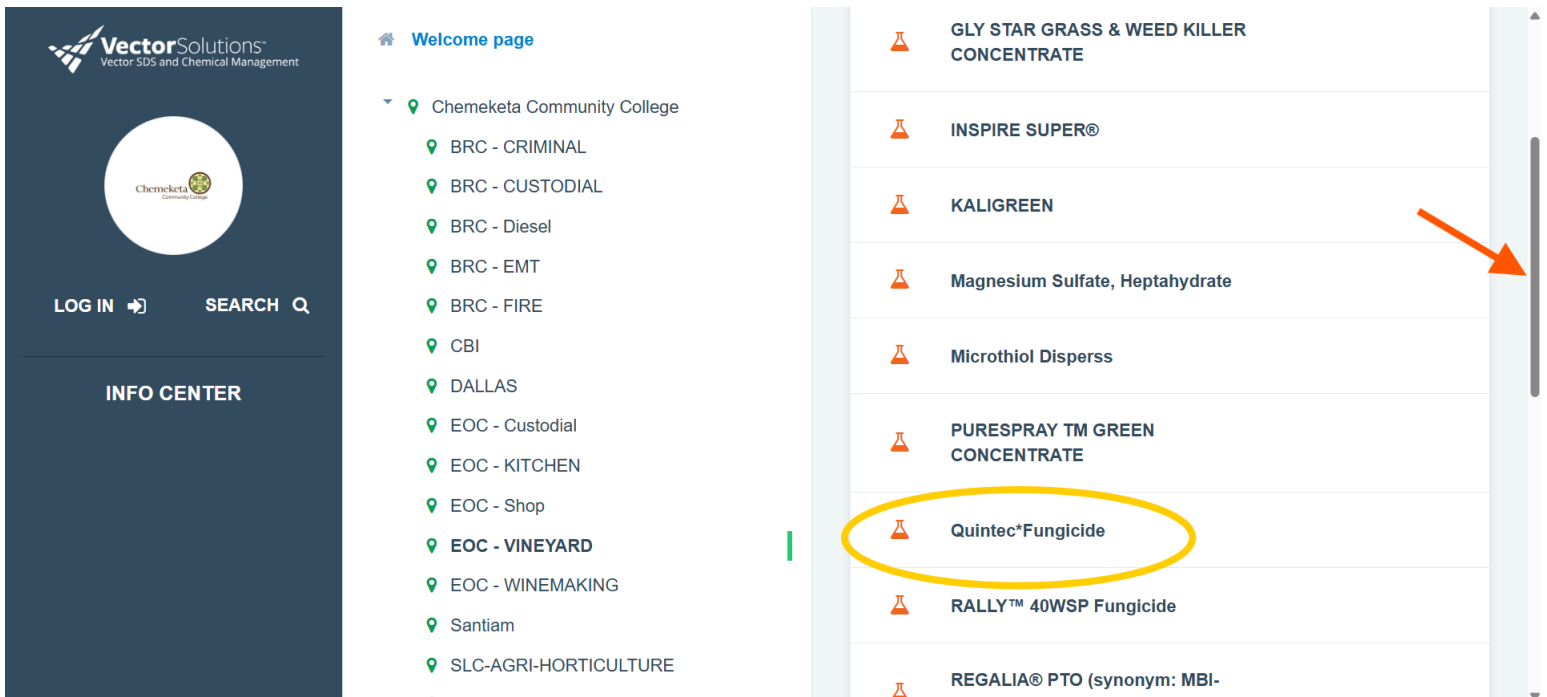
In the example below, the files are organized into two folders: one for cleaning products and another for all other EOC-VINEYARD products.

Choose the desired folder (if there is only one, click the available folder) to view its contents.



The screenshot shows the Vector Solutions interface. On the left is a dark blue sidebar with the logo and navigation options like 'LOG IN' and 'SEARCH'. The main content area is titled 'Welcome page' and lists various folders under 'Chemeketa Community College'. The 'EOC - VINEYARD' folder is highlighted in green. To the right, a light blue panel shows the contents of the 'EOC - VINEYARD' folder, which includes two sub-folders: 'EOC - Vineyard' (indicated by a red arrow) and 'Universal Cleaning Chemicals all Chemeketa Departments' (indicated by a yellow arrow).

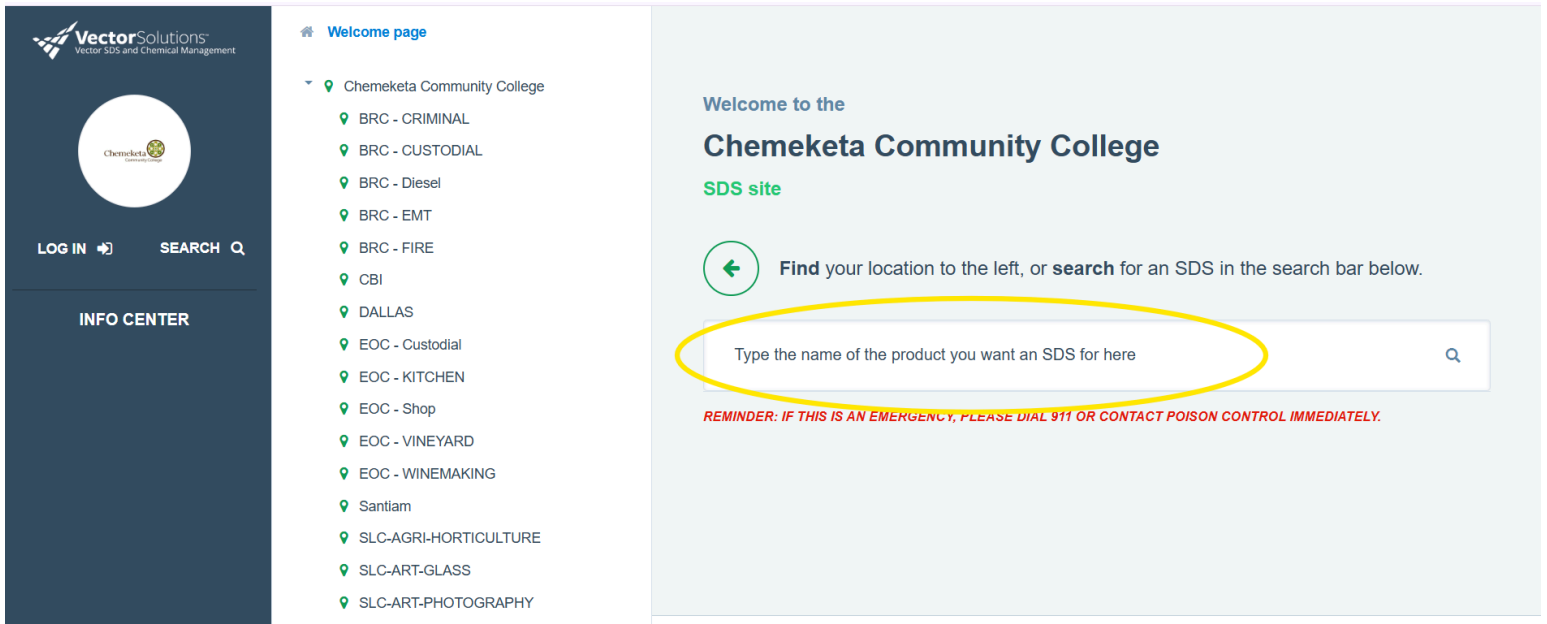
The example below shows the EOC-VINYARD file with its contents displayed. Scroll to find the product (red arrow points to scroll bar). This example is for the product, Quintec Fungicide (yellow circle).



This screenshot shows the same interface as above, but with the 'EOC - VINEYARD' folder selected. The main content area displays a list of products, each with a red flask icon. The products listed are: GLY STAR GRASS & WEED KILLER CONCENTRATE, INSPIRE SUPER®, KALIGREEN, Magnesium Sulfate, Heptahydrate, Microthiol Dispers, PURESPRAY™ GREEN CONCENTRATE, Quintec® Fungicide (circled in yellow), RALLY™ 40WSP Fungicide, and REGALIA® PTO (synonym: MBI-1000). A red arrow points to the vertical scroll bar on the right side of the product list.

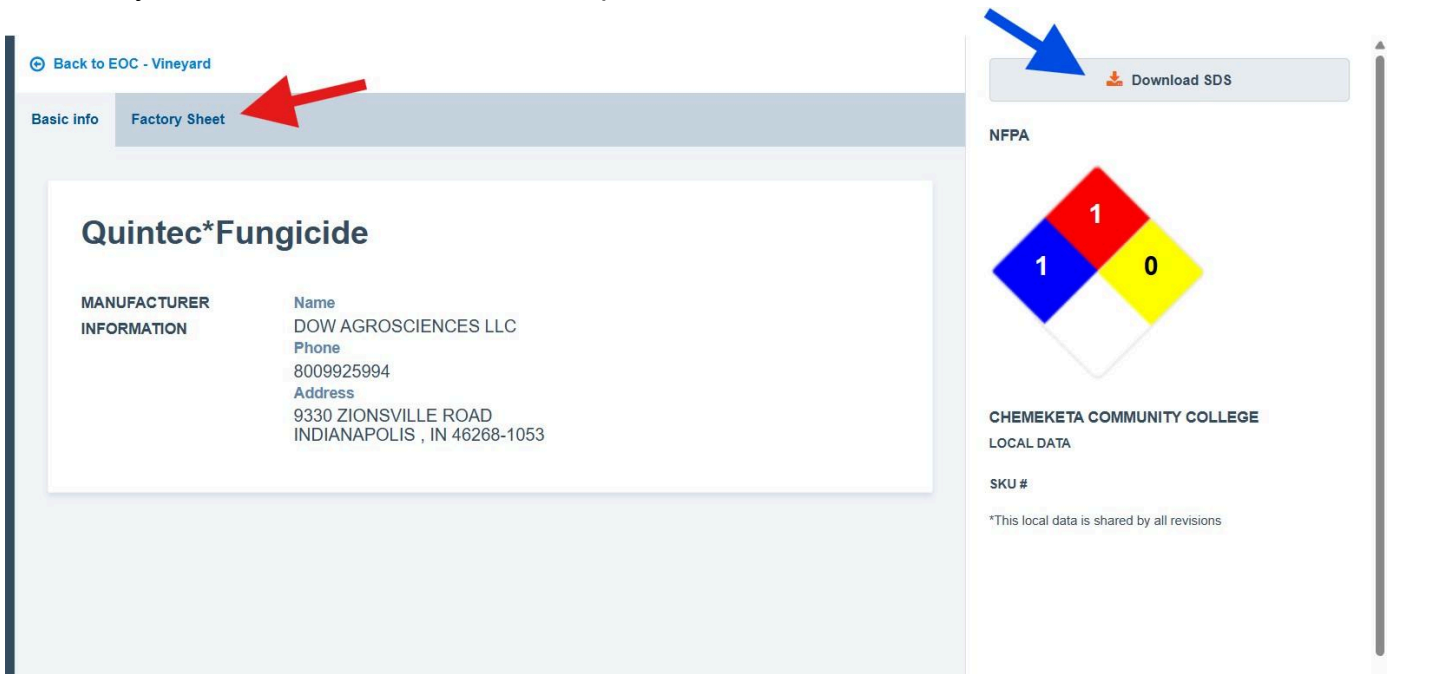
Step 3: Scroll to find the desired SDS and click to view the SDS sheet.

3. Product name search: Type the product name into the search bar to access the SDS.



The screenshot shows the Vector Solutions website interface. On the left is a dark blue sidebar with the logo and navigation options like 'LOG IN' and 'SEARCH'. The main content area has a 'Welcome page' header and a list of categories on the left, including 'Chemeketa Community College' and various departments like 'BRC - CRIMINAL', 'EOC - VINEYARD', etc. On the right, a 'Welcome to the Chemeketa Community College SDS site' message is displayed. Below this is a search bar with the placeholder text 'Type the name of the product you want an SDS for here', which is circled in yellow. A red warning message is visible below the search bar: 'REMINDER: IF THIS IS AN EMERGENCY, PLEASE DIAL 911 OR CONTACT POISON CONTROL IMMEDIATELY.'

Step 4: The sheet opens to the default view with basic information. In the example, the red arrow points to the factory sheet view, and the blue arrow points to where the sheet can be downloaded.



The screenshot shows the SDS sheet for 'Quintec* Fungicide'. At the top left, there is a 'Back to EOC - Vineyard' link. Below it are two tabs: 'Basic info' and 'Factory Sheet', with a red arrow pointing to the 'Factory Sheet' tab. The main content area displays the product name and manufacturer information: 'MANUFACTURER INFORMATION' for 'DOW AGROSCIENCES LLC', including phone and address. On the right side, there is a 'Download SDS' button with a blue arrow pointing to it. Below the button is the NFPA hazard diamond, which shows a '1' in the red section, a '1' in the blue section, and a '0' in the yellow section. Further down, it lists 'CHEMEKETA COMMUNITY COLLEGE LOCAL DATA' and 'SKU #'. A footnote at the bottom states: '*This local data is shared by all revisions'.

In the factory sheet view, you can download the file (Yellow Arrows), print the sheet (Orange Arrow), and return to the Chemeketa location with all that location/dept SDS.

Back to EOC - Vineyard

Basic info Factory Sheet

Download SDS

NFPA

1 1 0

CHEMEKETA COMMUNITY COLLEGE
 LOCAL DATA

SKU #

*This local data is shared by all revisions

MATERIAL SAFETY DATA SHEET

Dow AgroSciences

Emergency Phone: 800-992-5994
 Dow AgroSciences LLC
 Indianapolis, IN 46268

Effective Date: 24-Mar-08
 Product Code: 19344
 MSDS: 007615

QUINTEC* FUNGICIDE

1. PRODUCT AND COMPANY IDENTIFICATION:	5. FIRE FIGHTING MEASURES:
PRODUCT: Quintec* Fungicide	FLASH POINT: >199°F (>93°C)
COMPANY IDENTIFICATION: Dow AgroSciences LLC 9330 Zionsville Road Indianapolis, IN 46268-1100	METHOD USED: SCC
	FLAMMABLE LIMITS: LFL: Not determined UFL: Not determined

Add/Upload SDS sheets:

Adding existing SDS to a location file.

Step 1: After the homepage loads, click the “LOG IN” button on the left side of the screen.

chemeketa-or.newlook.safecollegesds.com

VectorSolutions
 Vector SDS and Chemical Management

LOG IN SEARCH

INFO CENTER

Welcome page

- Chemeketa Community College
 - BRC - CRIMINAL
 - BRC - CUSTODIAL
 - BRC - Diesel
 - BRC - EMT
 - BRC - FIRE
 - CBI
 - DALLAS
 - EOC - Custodial
 - EOC - KITCHEN
 - EOC - Shop
 - EOC - VINEYARD
 - EOC - WINEMAKING
 - Santiam
 - SLC-AGRI-HORTICULTURE
 - SLC-ART-GLASS
 - SLC-ART-PHOTOGRAPHY
 - SLC-ART-POTTERY
 - SLC-ART-SILK SCREEN
 - SLC - AUTOMOTIVE BLDG. 4.
 - SLC Bldg 38 - Public Safety
 - SLC - Child Dev Ctr - Bldg 39
 - SLC - Dental Assistina - Bldg 8

Welcome to the
Chemeketa Community College
 SDS site

Find your location to the left, or search for an SDS in the search bar below.

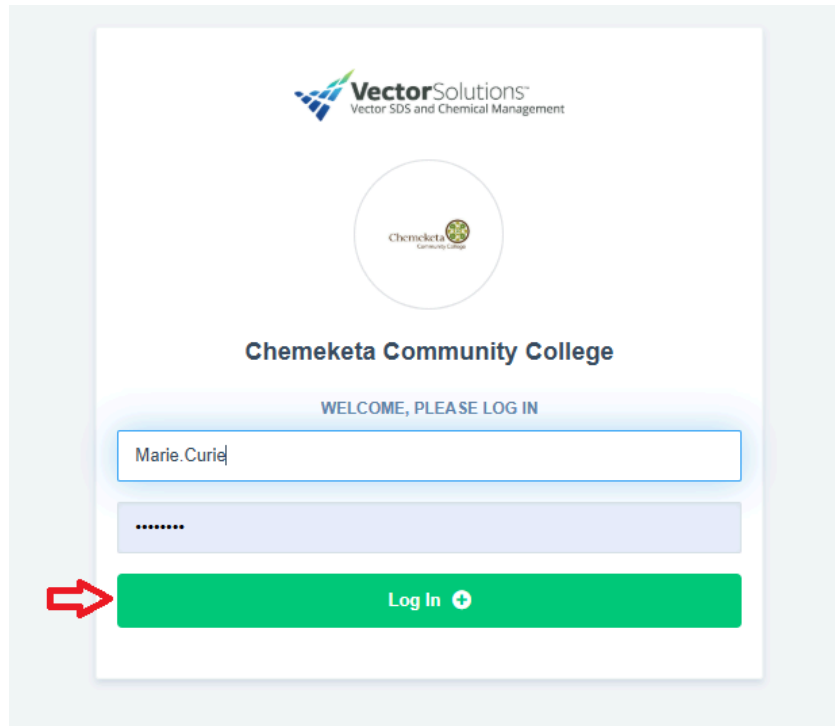
Search site...

REMINDER: IF THIS IS AN EMERGENCY, PLEASE DIAL 911 OR CONTACT POISON CONTROL IMMEDIATELY.

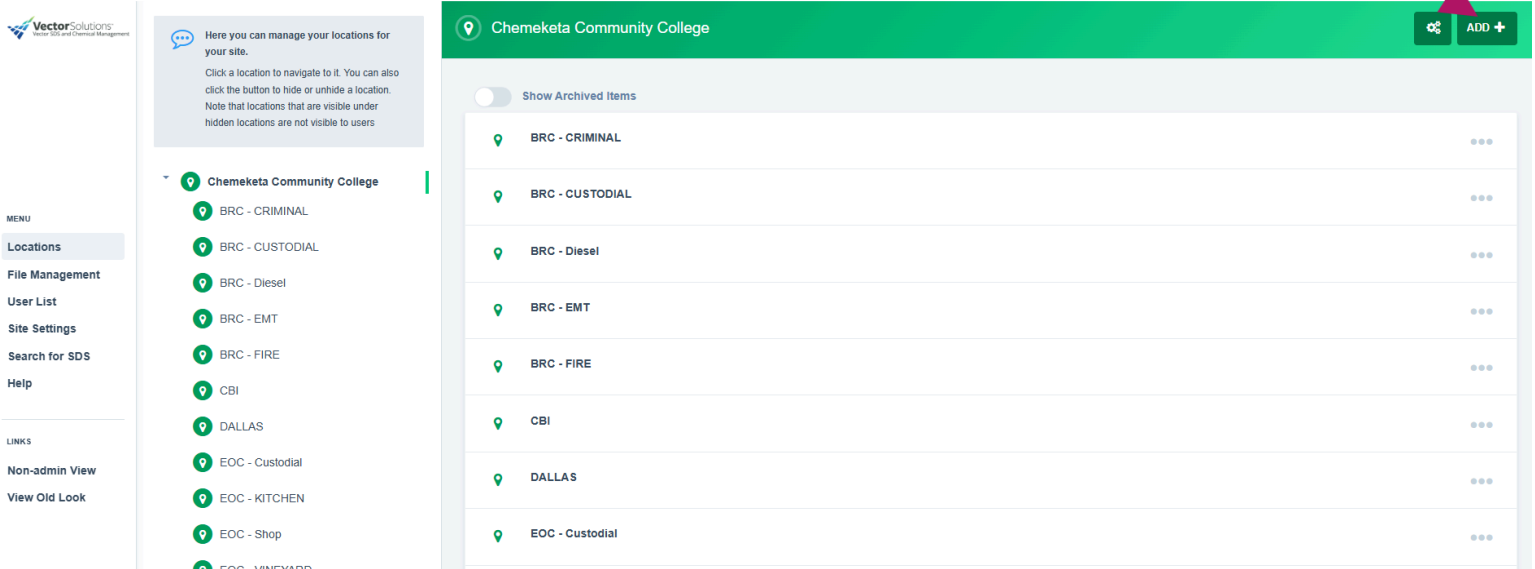
Contact Us Privacy Policy Sign up for Newsletter Return to Old Look

© 2025
 VectorSolutions

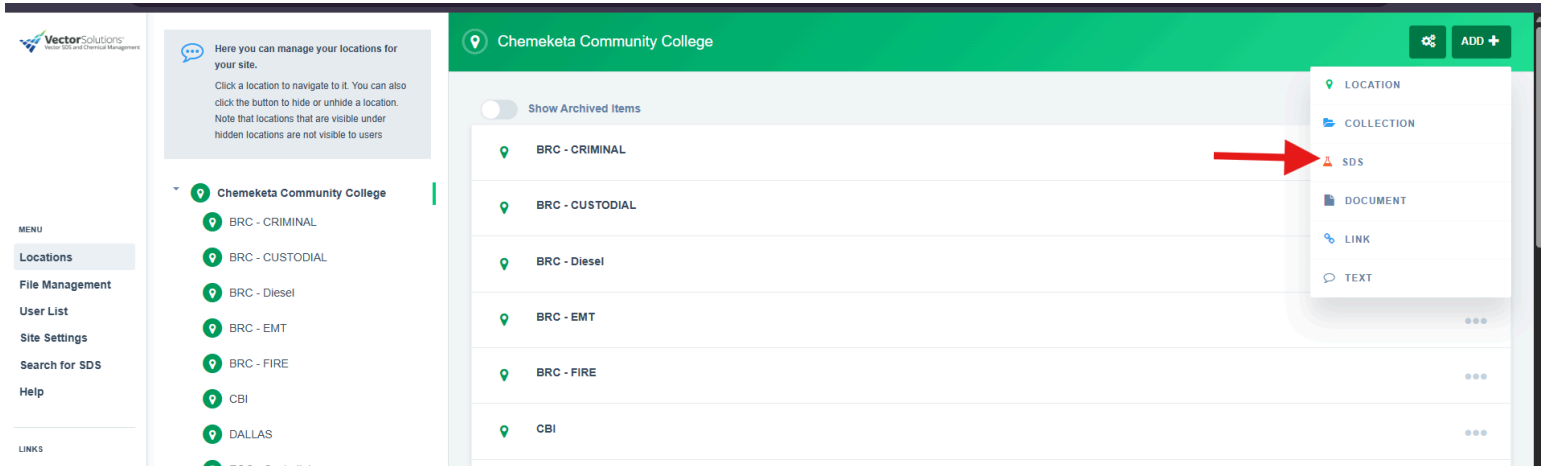
Step 2: Enter your credentials and passcode, then press the green Login button.



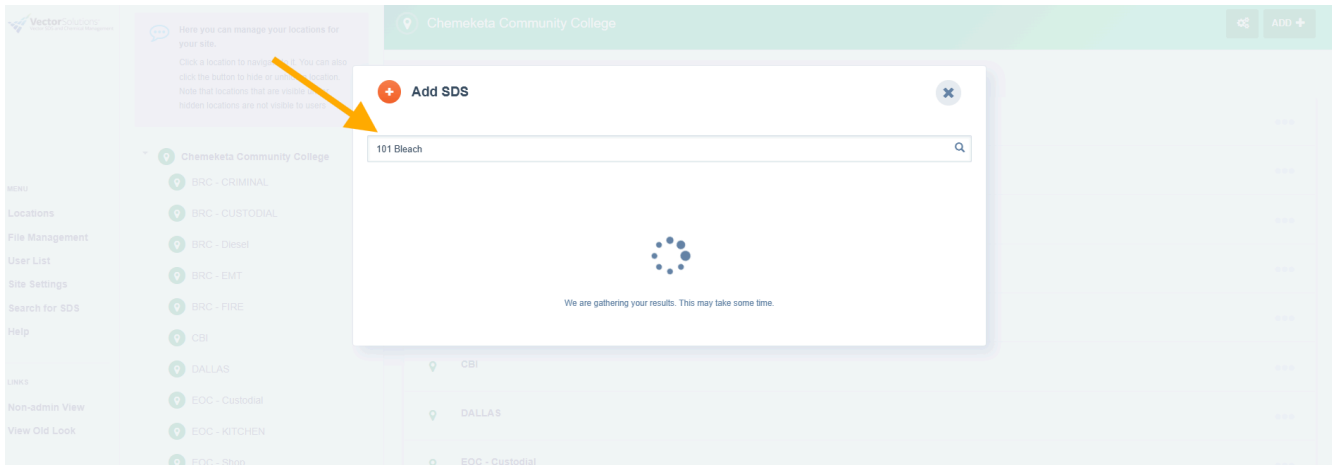
Step 3: Once logged in to the Chemeketa Community College portal, click the add+ button in the top-right corner.



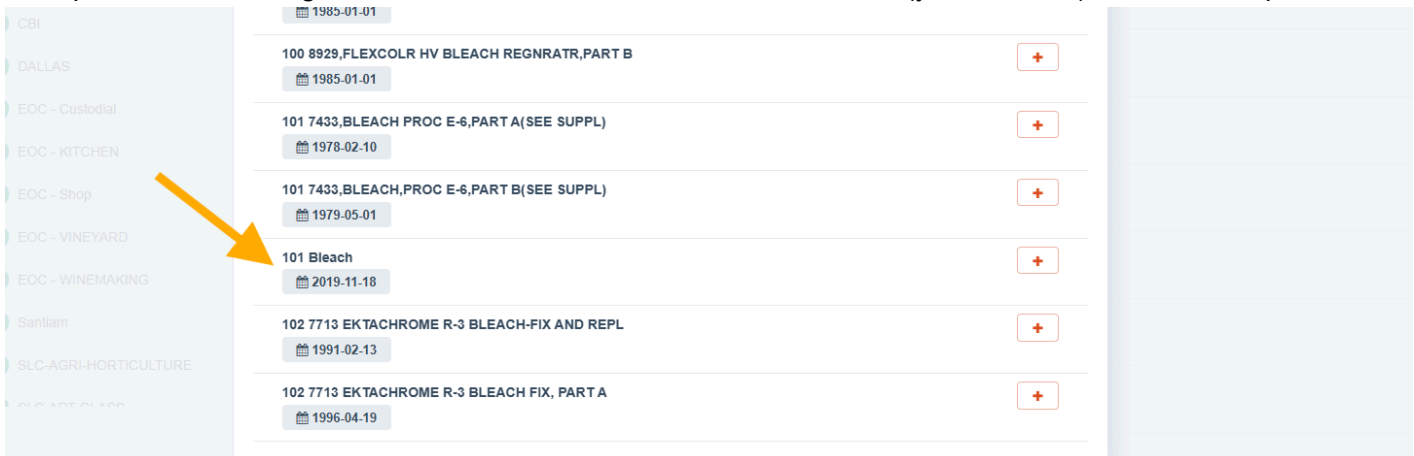
A drop-down menu will display options to add, and choose the SDS option to search the database for SDS.



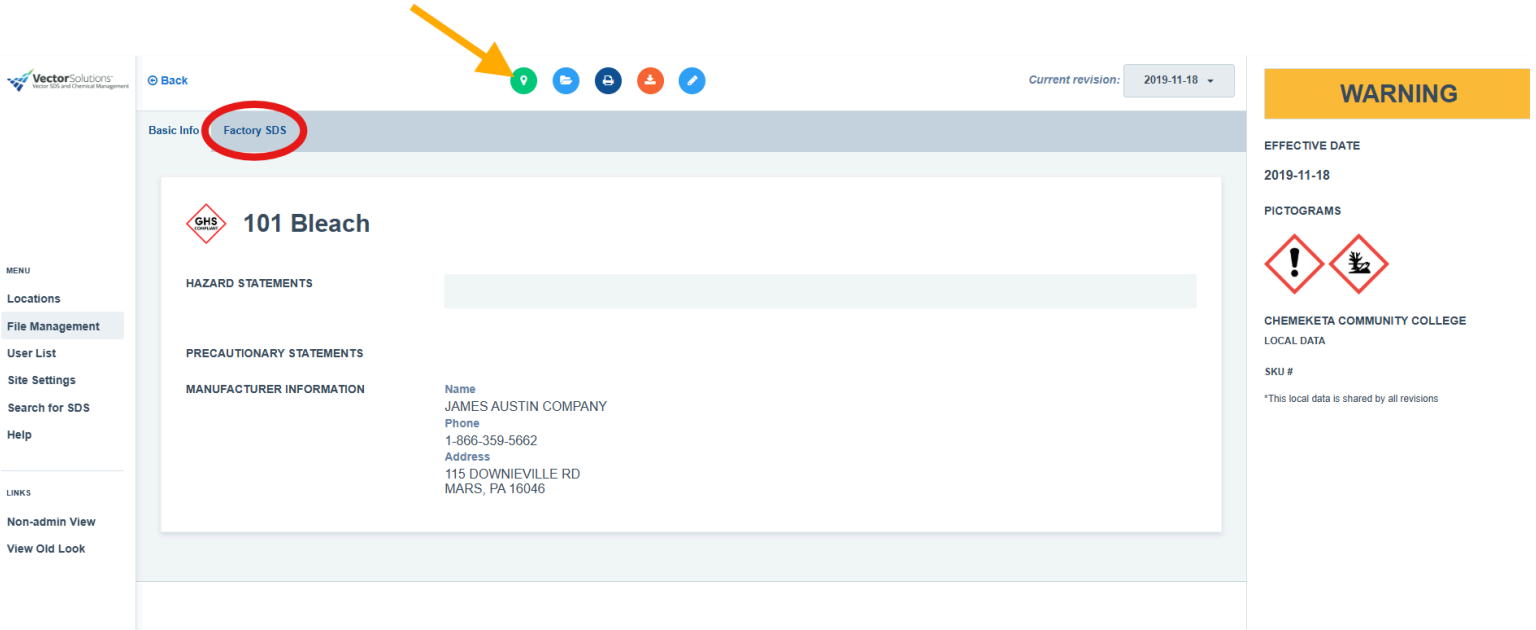
Type in the exact name of the product you wish to add an SDS for. When the search is complete, a list of SDS already in the system will load.



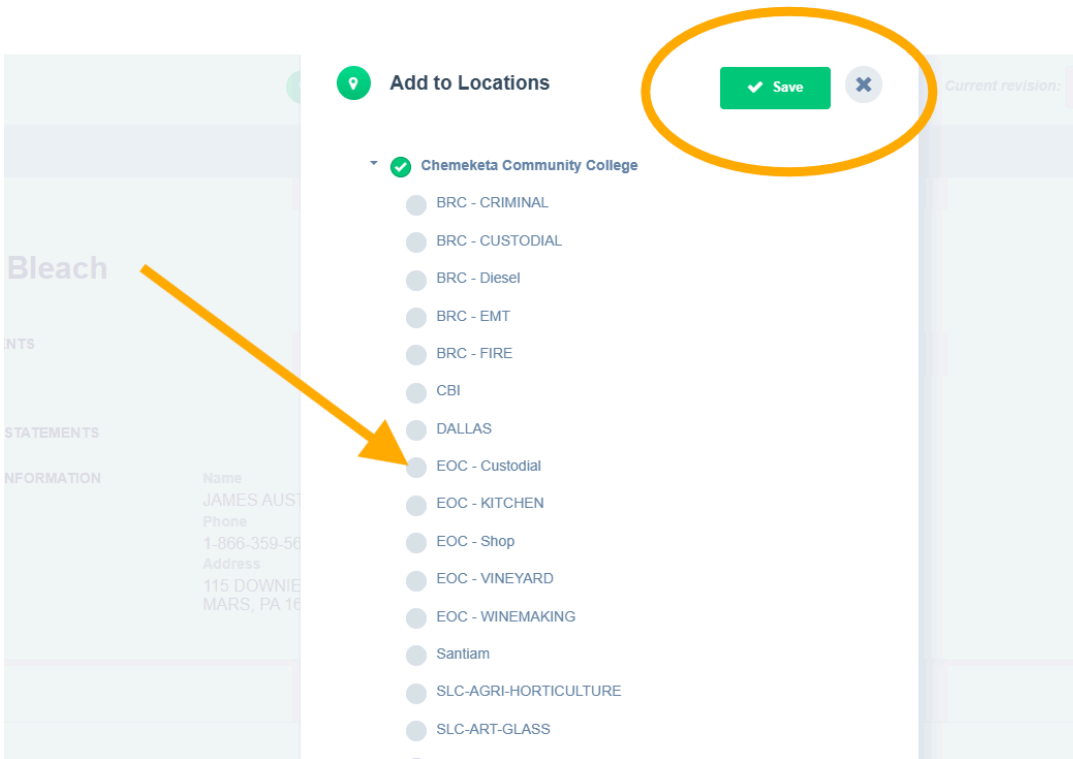
When the search list populates, select the SDS for the exact product name listed on your product label. In this example, we are looking for 101 Bleach, which exists in the database (yellow arrow). Click on the product to open.



Step 4: When SDS opens, choose the factory view and confirm that the SDS matches the label of the desired product (red circle). The top middle of the screen has four colored action buttons. The first button (yellow arrow) lets you add this SDS to the desired location.



After clicking on the location button, a drop-down list appears. Choose the desired location (for this example, EOC Custodial), then select **Save** in the top-left corner (yellow circle). The file will be saved in the selected location after clicking the save button.




Adding a PDF SDS file

Step 1: Log in to Vector Solutions. From the homepage,

Printing SDS sheets

Vector Solutions
 Vector Solutions Chemical Management



[← BACK TO ADMIN SITE](#)

INFO CENTER

- 🏠 **Welcome page**
- 📍 Chemeketa Community College
 - 📍 BRC - CRIMINAL
 - 📍 BRC - CUSTODIAL
 - 📍 BRC - Diesel
 - 📍 BRC - EMT
 - 📍 BRC - FIRE
 - 📍 CBI
 - 📍 DALLAS
 - 📍 **EOC - Custodial**
 - 📍 EOC - KITCHEN
 - 📍 EOC - Shop
 - 📍 EOC - VINEYARD
 - 📍 EOC - WINEMAKING
 - 📍 Santiam
 - 📍 SLC-AGRI-HORTICULTURE
 - 📍 SLC-ART-GLASS
 - 📍 SLC-ART-PHOTOGRAPHY
 - 📍 SLC-ART-POTTERY
 - 📍 SLC-ART-SILK SCREEN
 - 📍 SLC - AUTOMOTIVE BLDG. 4
 - 📍 SLC Bldg 38 - Public Safety
 - 📍 SLC - Child Dev Ctr - Bldg 39
 - 📍 SLC - Dental Assisting - Bldg 8
 - 📍 SLC DRAFTING
 - 📍 SLC - Electronics
 - 📍 SLC Facilities - Automotive

[Back to EOC - Custodial](#)

Universal Cleaning Chemicals all Chemeketa Departments

- 🔺 **Blaster 3.5 oz. Canned Air**
- 🔺 **Clorox Commercial Solutions® Clorox® Disinfecting Wipes - Fresh Scent**
- 🔺 **enMotion® Foam Hand Sanitizer with Moisturizers, Lt. Green, Fragrance Free**
- 🔺 **Gentle Foam Soap, Dye-Free Fragrance Free**
- 🔺 **Honeywell Eye Saline Solution**
📅 2013.03.09
- 🔺 **MG DermaGel 62**
- 🔺 **PHYSICIANS CARE EYEWASH**
- 🔺 **PURELL Advanced Hand Sanitizer Gel**
- 🔺 **PURELL INSTANT HAND SANITIZER**
- 🔺 **Wet Ones® Big Ones Antibacterial Hand Wipes**
📅 2012.08.22

How to Print QR code for Location/Department SDS portal


- Home Welcome page
- Chemeketa Community College
 - BRC - CRIMINAL
 - BRC - CUSTODIAL
 - BRC - Diesel
 - BRC - EMT
 - BRC - FIRE
 - CBI
 - DALLAS
 - EOC - Custodial
 - EOC - KITCHEN
 - EOC - Shop
 - EOC - VINEYARD
 - EOC - WINEMAKING
 - Santiam
 - SLC-AGRI-HORTICULTURE
 - SLC-ART-GLASS
 - SLC-ART-PHOTOGRAPHY
 - SLC-ART-POTTERY**
 - SLC-ART-SILK SCREEN
 - SLC - AUTOMOTIVE BLDG. 4.
 - SLC Bldg 38 - Public Safety
 - SLC - Child Dev Ctr - Bldg 39
 - SLC - Dental Assisting - Bldg 8
 - SLC DRAFTING
 - SLC - Electronics
 - SLC Facilities - Automotive

SLC-ART-POTTERY

Poster

- Pottery A - L
- Pottery M - Z
- Universal Cleaning Chemicals all Chemeketa Departments

[Contact Us](#) [Privacy Policy](#) [Sign up for Newsletter](#) [Return to Old Look](#)
© 2025



SLC-ART-POTTERY

For the safety of our students and staff, Safety Data Sheets (SDS) for all chemicals at this location can be accessed online using the QR Code or link below.



chemeketa-or.newlook.safecollegesds.com/printables/poster/e13967c7-9346-4168-bb03-f6af6b49e727/SLC-ART-POTTERY


SLC-ART-POTTERY


1 / 1 80%

New Chrome available

SLC-ART-POTTERY

For the safety of our students and staff, Safety Data Sheets (SDS) for all chemicals at this location can be accessed online using the QR Code or link below.



 Vector Solutions
Professional Content Management

<http://5d5.io/1LHAE>

An orange arrow points to the download icon in the browser's top right corner. A yellow arrow points to the print icon in the browser's top right corner.

Create QR Code Image

Chemeketa SDS Library Portal (all SDS)

Step 1. To create a QR code for the entire Chemeketa SDS Database, select “Chemeketa Community College.”

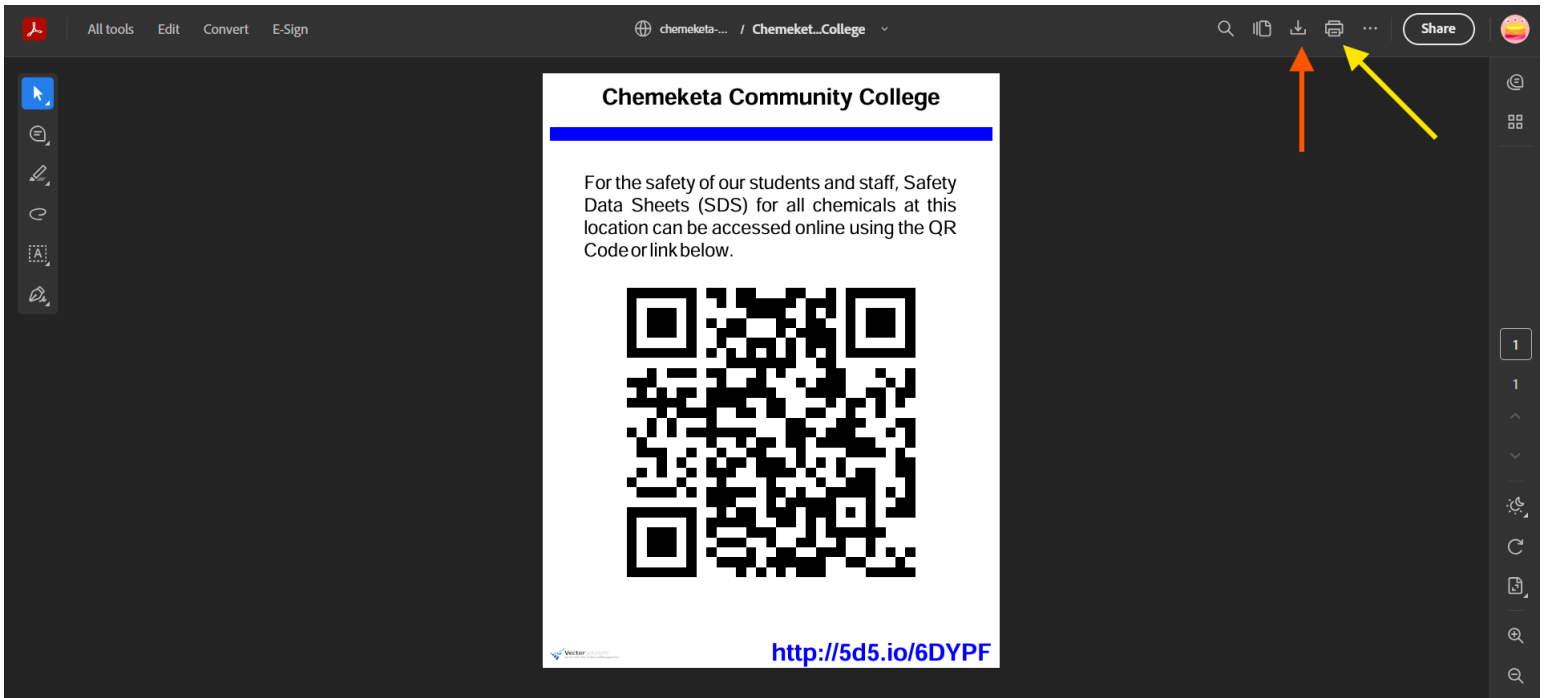
The screenshot shows the Vector Solutions SDS Library Portal interface. On the left is a dark blue sidebar with the Vector Solutions logo, Chemeketa Community College logo, and buttons for LOG IN and SEARCH. Below the sidebar is an INFO CENTER section. The main content area is titled "Welcome page" and features a list of location categories, each with a location pin icon. The category "Chemeketa Community College" is circled in orange. Below it are categories like BRC - CRIMINAL, BRC - CUSTODIAL, BRC - Diesel, BRC - EMT, BRC - FIRE, CBI, DALLAS, EOC - Custodial, EOC - KITCHEN, EOC - Shop, EOC - VINEYARD, EOC - WINEMAKING, and Santiam. To the right is a light blue panel titled "Welcome to the Chemeketa Community College SDS site". It includes a search bar with the placeholder text "Search site..." and a magnifying glass icon. Below the search bar is a red warning message: "REMINDER: IF THIS IS AN EMERGENCY, PLEASE DIAL 911 OR CONTACT POISON CONTROL IMMEDIATELY."

Step 2: Click the “Poster” button to open the image file.

The screenshot shows the same Vector Solutions SDS Library Portal interface as in Step 1. The "Chemeketa Community College" category is selected in the list, and a vertical bar is visible to its left. In the light blue panel on the right, the "Chemeketa Community College" title is displayed with a location pin icon. Below the title, a button labeled "Poster" with a document icon is circled in orange. Below the "Poster" button is a list of location categories: BRC - CRIMINAL, BRC - CUSTODIAL, BRC - Diesel, BRC - EMT, BRC - FIRE, and CBI.

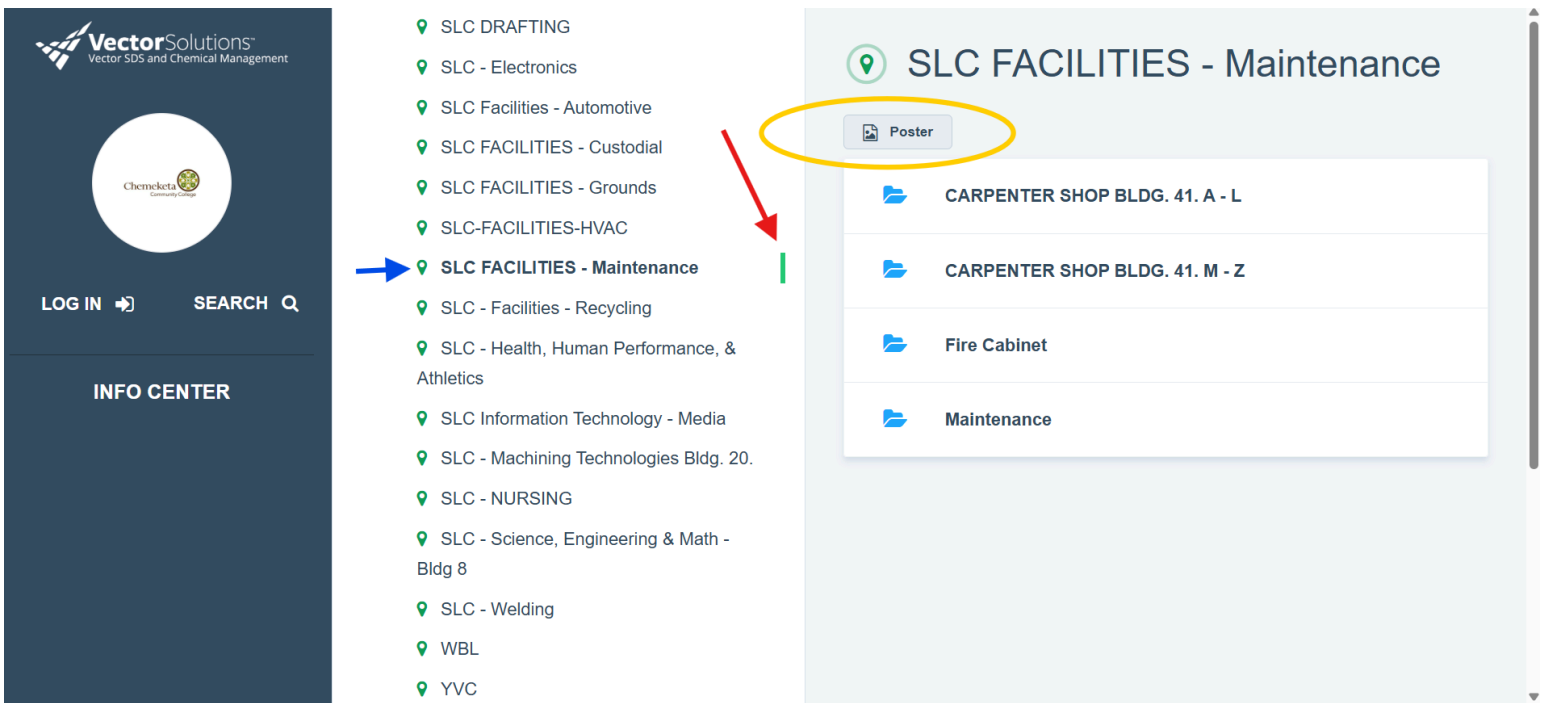
Step 3: Printing and Downloading the QR Code Image.

After the QR image loads, in the top-right corner, you can print (orange arrow) or download the file (yellow arrow).



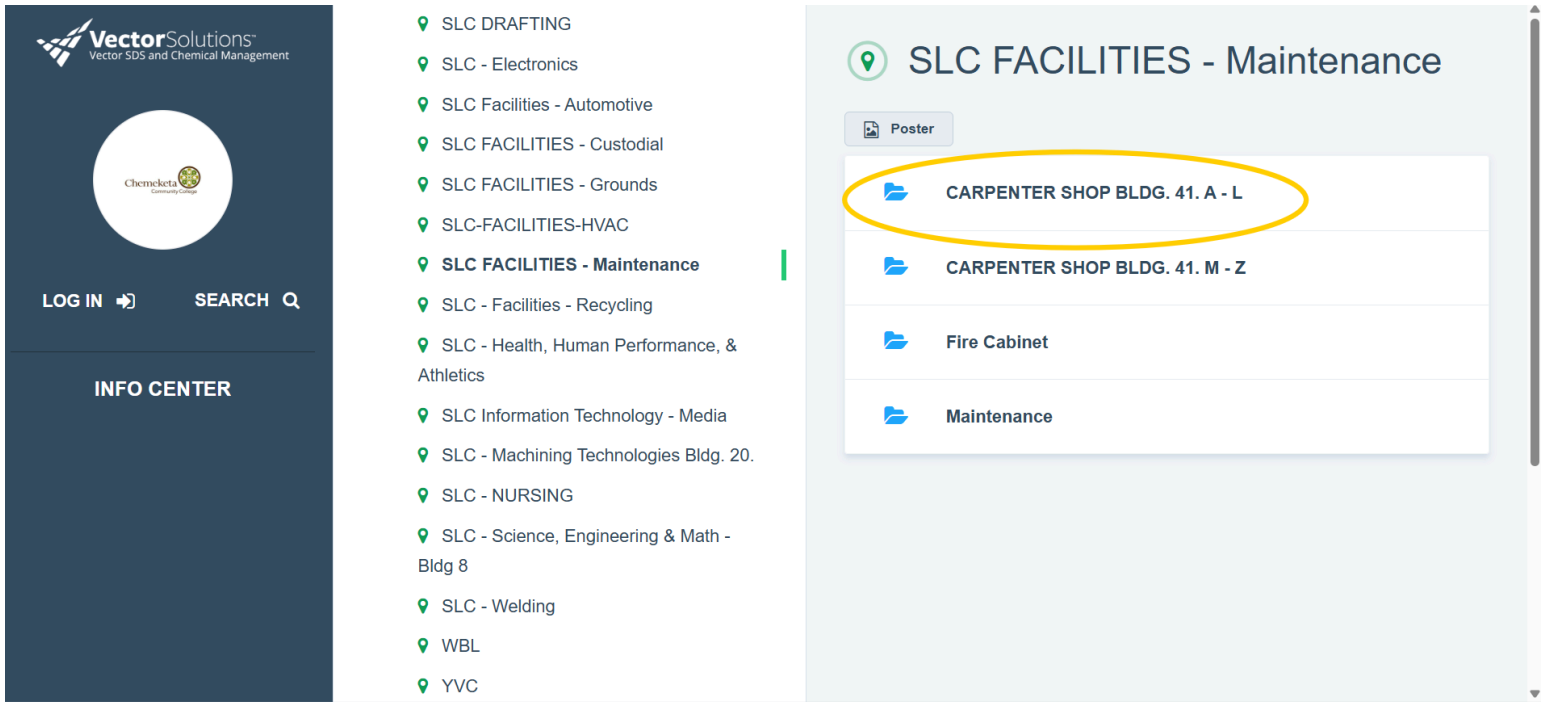
Location Department - unit all SDS QR Code

Navigate the location list and scroll (red) to find and select the desired Chemeketa location (blue).



QR Code for SDS

Step 1: Open the Chemeketa desired location file to view stored SDS



The screenshot shows the VectorSolutions interface. On the left is a dark blue sidebar with the logo and navigation options: LOG IN, SEARCH, and INFO CENTER. The main content area has a list of location categories, with 'SLC FACILITIES - Maintenance' highlighted. To the right, a panel titled 'SLC FACILITIES - Maintenance' displays a list of items, with 'CARPENTER SHOP BLDG. 41. A - L' circled in yellow.

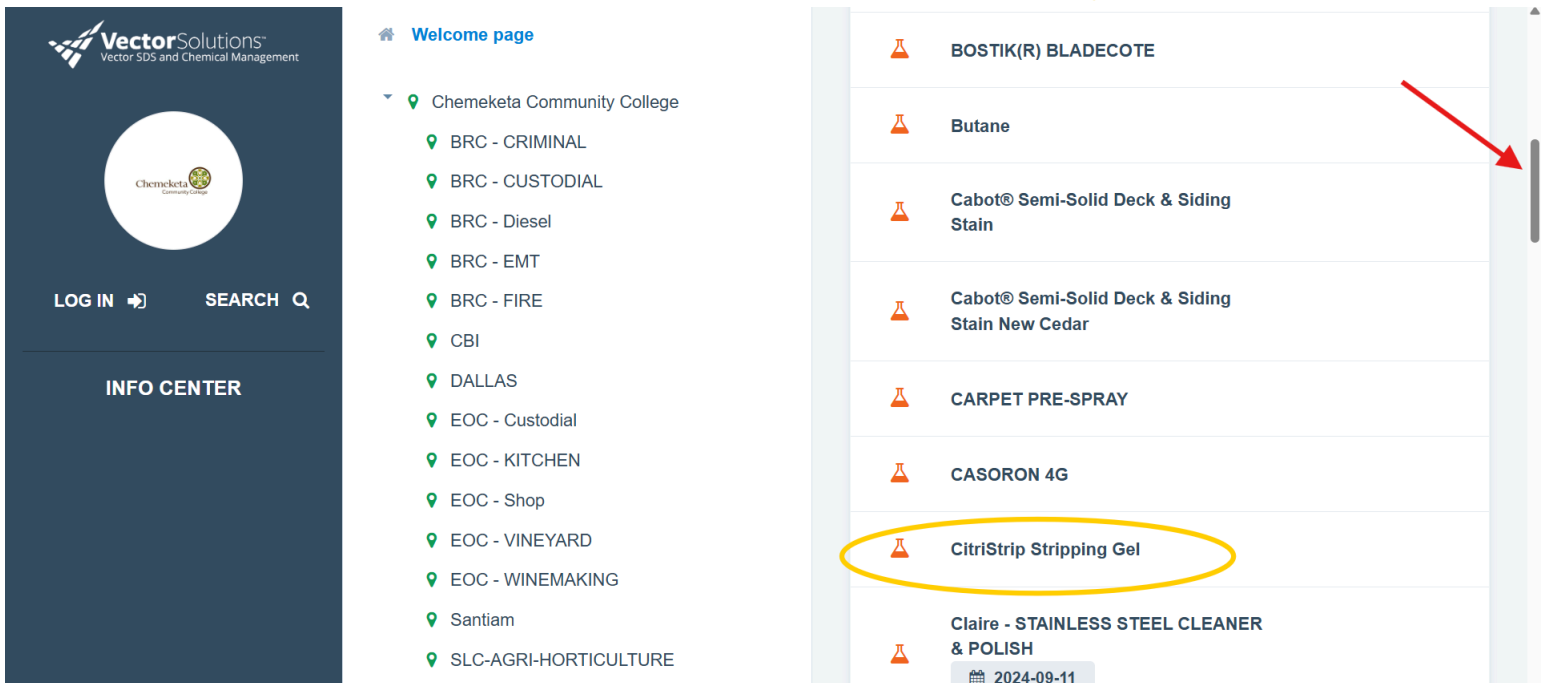
- SLC DRAFTING
- SLC - Electronics
- SLC Facilities - Automotive
- SLC FACILITIES - Custodial
- SLC FACILITIES - Grounds
- SLC-FACILITIES-HVAC
- SLC FACILITIES - Maintenance**
- SLC - Facilities - Recycling
- SLC - Health, Human Performance, & Athletics
- SLC Information Technology - Media
- SLC - Machining Technologies Bldg. 20.
- SLC - NURSING
- SLC - Science, Engineering & Math - Bldg 8
- SLC - Welding
- WBL
- YVC

SLC FACILITIES - Maintenance

- Poster
- CARPENTER SHOP BLDG. 41. A - L**
- CARPENTER SHOP BLDG. 41. M - Z
- Fire Cabinet
- Maintenance

Step 2:

Scroll (red arrow) to find and select the desired chemical/product (yellow oval) to open SDS.



The screenshot shows the VectorSolutions interface. On the left is a dark blue sidebar with the logo and navigation options: LOG IN, SEARCH, and INFO CENTER. The main content area has a list of location categories, with 'Chemeketa Community College' expanded. To the right, a list of chemicals is displayed, with 'CitriStrip Stripping Gel' circled in yellow. A red arrow points to the scroll bar on the right side of the list.

- Welcome page
- Chemeketa Community College
 - BRC - CRIMINAL
 - BRC - CUSTODIAL
 - BRC - Diesel
 - BRC - EMT
 - BRC - FIRE
 - CBI
 - DALLAS
 - EOC - Custodial
 - EOC - KITCHEN
 - EOC - Shop
 - EOC - VINEYARD
 - EOC - WINEMAKING
 - Santiam
 - SLC-AGRI-HORTICULTURE

BOSTIK(R) BLADECOTE

Butane

Cabot® Semi-Solid Deck & Siding Stain

Cabot® Semi-Solid Deck & Siding Stain New Cedar

CARPET PRE-SPRAY

CASORON 4G

CitriStrip Stripping Gel

Claire - STAINLESS STEEL CLEANER & POLISH

2024-09-11

Step 3:

View SDS (red circle) and/or Download SDS (green arrow).

Vector Solutions
Vector SDS and Chemical Management

Back to CARPENTER SHOP BLDG. 41. A - L

Basic info **Factory Sheet**

CitriStrip Stripping Gel

HAZARD STATEMENTS

Causes skin irritation. H319: Causes serious eye irritation. H335: May cause respiratory irritation. H360: May damage fertility or the unborn child. H373: May cause damage to organs through prolonged or repeated exposure

PRECAUTIONARY Obtain special instructions before use. P202: Do not

DANGER

Download SDS

PICTOGRAMS

HMIS

HEALTH	1
FLAMMABILITY	1
PHYSICAL HAZARD	0

Important information

Contact EHS with questions or concerns at safetysaves@chemeketa.edu or 503-399-2315

Don't see an SDS sheet? Contact your supervisor or EHS

Resources for SDS search engines: [OSU SDS information site](#)

Troubleshooting